

# Easy access to your personal and family immunization records

Track future shots, access vaccine forms, add family to a shared Docket® account, and more.

## 1. Set-up your account.

Download the *free* Docket® app.  
Login with email, Apple, or Google.

## 2. Search state registries.

**Note:** your first name, last name, date of birth, and legal sex must match your state record. In addition, your record on-file with the state *must* contain a valid email or phone number.

## 3. Manage your records.

### Back-to-School Forms

Tap the standard share icon next to your name to access a PDF record. Email, text, print, and directly from your phone.

### Simple Vaccine Verification

Select the QR code icon to access your COVID-19 SMART® Health Card.


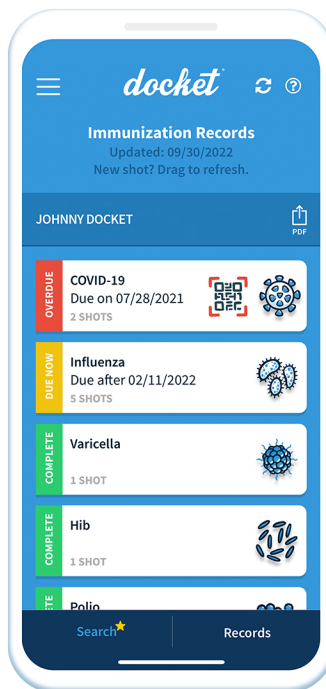
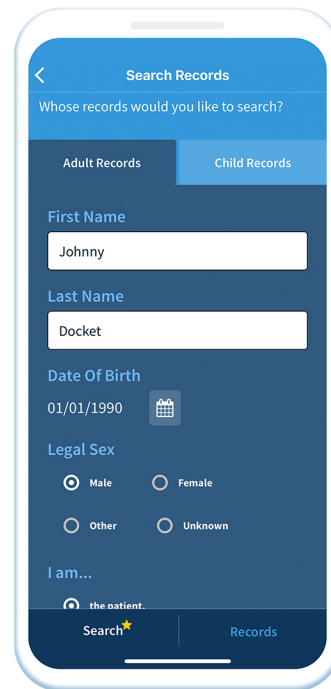
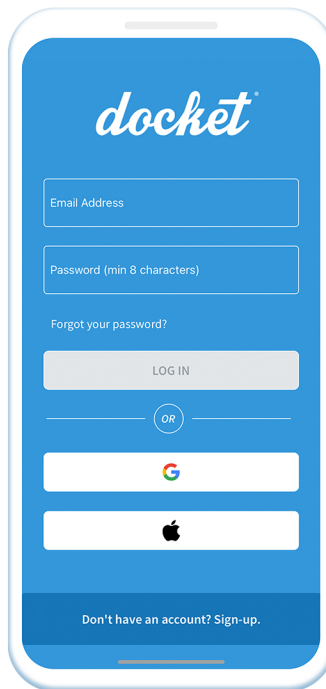
### Add family members

Tap the plus icon on the Immunization Search History screen to add your family to a shared Docket® account.

### Easy Record Refresh

Got a new shot? Drag and release to refresh your records. Your new shot will automatically appear if it was correctly reported to the state.

Need help with your records? Visit DHHS at: [immunize.utah.gov/usiis/usiis-parents-individuals](https://immunize.utah.gov/usiis/usiis-parents-individuals)



@dockethealthapp  
@dockethealthapp  
dockethealth.com